

2024

2024 8

2024

		—
		2 —
		2024 1 1 2024 6 30
		http://www.cninfo.com.cn

	Guanhao Biotech Co.,Ltd.
	Guanhao Biotech

		12	12
	020-32052295		020-32052295

	189,698,181.61	210,814,871.09	-10.02%
	20,148,444.33	30,743,377.17	-34.46%
	18,923,033.40	27,556,231.73	-31.33%
	34,779,054.24	35,346,168.96	-1.60%
/	0.08	0.12	-33.33%
/	0.08	0.12	-33.33%
	3.80%	6.14%	-2.34%
	694,747,096.03	678,594,899.40	2.38%
	538,791,833.64	520,593,839.11	3.50%

1**2**

	885.00	
	1,747,680.72	
	-26,841.11	
	-177,905.83	

	284,545.24	
	33,862.61	
	1,225,410.93	

1 ---

1 ---

" "

--

2024

1

" "

2024

— " " — —

4 — " "

4 — " "

1

" " " " " "

22 7 15 154 99

53 2 181

—

" "

2013

GMP
GMP "

"

1

" " " " " "

" 2023 "

" "

	2022	2023	2022	2023
	2021			
	6			
2				
3				
		ISO13485	12	A
		GMP		
	2013		GMP	
GMP	"	"		
GMP				

4

+ +

" "

	189,698,181.61	210,814,871.09	-10.02%	
	42,079,822.97	47,231,514.11	-10.91%	
	73,734,951.86	82,819,956.62	-10.97%	
	26,766,060.42	23,711,909.95	12.88%	
	408,843.42	2,108,671.24	-80.61%	
	9,119,075.73	3,687,741.47	147.28%	

	19,525,435.11	21,168,883.32	-7.76%	
	34,779,054.24	35,346,168.96	-1.60%	
	-52,105,860.36	-9,813,189.03	-430.98%	
	22,181,533.54	-18,358,897.18	220.82%	
	4,916,668.92	7,646,425.78	-35.70%	

10%



137,728,247.96	28,001,848.89	79.67%	-5.36%	-11.24%	1.72%
23,939,699.06	3,845,254.87	83.94%	-26.21%	-36.57%	3.23%
28,030,234.59	10,232,719.21	63.49%	-14.67%		

	180,190.86	0.70%		
--	------------	-------	--	--

1

	109,740,423.08	15.80%	105,136,100.60	15.49%	0.31%
	60,853,799.21	8.76%	61,142,630.83	9.01%	-0.25%
		0.00%		0.00%	0.00%
	70,836,315.79	10.20%	71,601,478.41	10.55%	-0.35%
	8,791,798.33	1.27%	9,014,366.41	1.33%	-0.06%
	16,825,242.45	2.42%	16,925,116.83	2.49%	-0.07%
	157,389,008.14	22.65%	161,957,544.86	23.87%	-1.22%
	100,487,550.91	14.46%	73,991,443.33	10.90%	3.56%
	13,509,884.94	1.94%	16,089,869.59	2.37%	-0.43%
	22,516,249.88	3.24%	24,519,463.77	3.61%	-0.37%
	27,791,312.57	4.00%	21,972,595.40	3.24%	0.76%
	46,052,388.90	6.63%	12,015,033.34	1.77%	4.86%
	9,426,313.49	1.36%	12,059,620.68	1.78%	-0.42%

				26,496,107.58	97,945,186.03		75.00%	0.00	0.00		20220506	
	--	--	--	26,496,107.58	97,945,186.03	--	--	0.00	0.00	--	--	2022-020

4

	154,545.45								154,545.45	
	15,000.00								15,000.00	
	15,154,545.45	0.00	0.00	0.00	0.00	0.00	0.00	0.00	15,154,545.45	--

5

6

1

2

3

1

2

1

“ ”



2024 03 15	"	"		2023		http://www.cninfo.com.cn/new/disclosure/stock?orgId=9900011950&stockCode=300238#summary

"

"

"

"



1

2023		30.31%	2024 03 26	2024 03 27	2023 2024-020

2

			2024 01 12	
			2024 01 12	

1

"

"

"

"

2

2024

"

"

"

"

1

4

8

1

2

"

"

"

"

"

"

.

"

"

"


"

"

"

"

"



"

"

"

"

()

911b

3

4

5

6

7


1

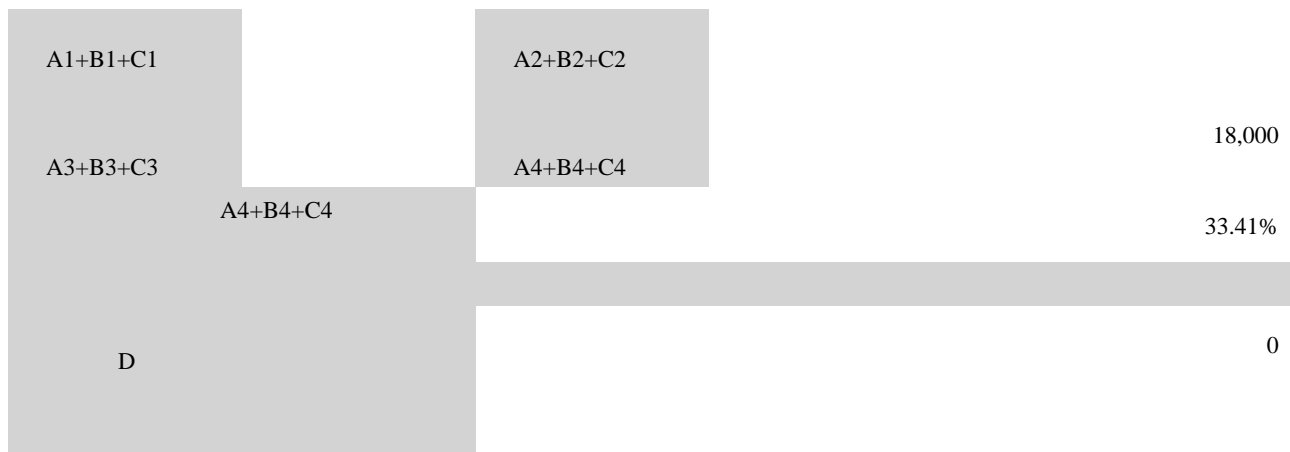
1

2

3

2





--	--	--	--	--	--	--	--	--	--	--	--	--	--	--

4

			2023 05 23						15.97 4.27					

1
HKIAC/A23008
<http://www.cninfo.com.cn>

HKIAC/A23008

2024 8 13
2024-030

PARTIAL AWARD

1

1	21,619	0.01%	0	0	0	0	0	21,619	0.01%
	0	0.00%	0	0	0	0	0	0	0.00%
	0	0.00%	0	0	0	0	0	0	0.00%
	21,619	0.01%	0	0	0	0	0	21,619	0.01%
	0	0.00%	0	0	0	0	0	0	0.00%
	21,619	0.01%	0						



0

0.5 0

0

0

		0.89%	2,357,099	-936,896	0	2,357,099		0	
		0.79%	2,089,700	340,800	0	2,089,700		0	
		0.51%	1,346,600	0	0	1,346,600		0	
		0.42%	1,102,200	0	0	1,102,200		0	
		0.41%	1,099,430	141,000	0	1,099,430		0	
10									
3									
	/								
10									
11									
10									
							55,044,822		55,044,822
							15,366,266		15,366,266
							4,958,440		4,958,440
32							4,110,000		4,110,000
							2,850,500		2,850,500
							2,357,099		2,357,099
							2,089,700		2,089,700
							1,346,600		1,346,600
							1,102,200		1,102,200
							1,099,430		1,099,430
10									
10									
10	10								
10		15,366,266				1,804,900			
					3,700	1,045,600		2,850,500	
4			2,353,399			2,357,099			

5%

10

10

10

10





☑

1

2024 06 30

	109,740,423.08	105,136,100.60
	60,853,799.21	61,142,630.83
	4,842,970.48	7,215,658.54
	6,310,162.30	13,363,635.03
	70,836,315.79	71,601,478.41
	12,648,646.28	8,818,365.31
	265,232,317.14	267,277,868.72



16,825,242.45	16,925,116.83
15,154,545.45	15,154,545.45
8,791,798.33	9,014,366.41
157,3-64 ³³	

	6,098,545.08	6,073,196.53
	1,735,628.36	1,311,058.67
	148,458,456.94	172,716,216.73
	46,052,388.90	12,015,033.34
	9,426,313.49	12,059,620.68
	20,037,859.56	20,646,814.62
	4,875,207.09	4,896,968.28
	80,391,769.04	49,618,436.92
	228,850,225.98	222,334,653.65
	265,155,701.00	265,155,701.00
	600,545,861.28	600,268,565.98
	-46,504,259.75	-46,462,910.94
	47,110,231.52	47,110,231.52
	-327,515,700.41	-345,477,748.45
	538,791,833.64	520,593,839.11
	-72,894,963.59	-64,333,593.36
	465,896,870.05	456,260,245.75
	694,747,096.03	678,594,899.40


2

	7,502,763.35	7,435,036.01

	33,090,996.90	33,444,465.96
	77,966.00	
	314,216,524.00	277,678,138.67
	13,053,705.06	15,375,535.95
	831,558.56	544,474.11
	368,773,513.87	334,477,650.70
	396,115,973.05	376,475,341.14
	15,000,000.00	15,000,000.00
	8,791,798.33	9,014,366.41
	109,817,559.65	113,151,996.34
	2,542,364.88	2,542,364.88
	15,084,163.78	16,639,274.92
	2,093,971.83	2,398,695.93
	11,424,624.71	11,120,019.22
	394,500.01	180,000.00
	561,264,956.24	546,522,058.84
	930,038,470.11	880,999,709.54
	22,516,249.88	24,519,463.77

	167,918.60	95,745.60
	1,500,885.53	2,912,644.97
	3,309,254.59	4,420,325.61
	6,061,447.98	3,437,953.53
	130,563,470.31	110,711,705.09
	45,026.57	87,379.35
	164,164,253.46	146,185,217.92
	20,037,855.034:	

71.5"



189,698,181.61

210,814,871.09

	9,119,075.73	3,687,741.47
" _"	16,759,336.23	30,205,873.76
1. " _"	16,759,336.23	30,205,873.76
2. " _"		
1. " _"	20,148,444.33	30,743,377.17
2. " _"	-3,389,108.10	-537,503.41
	-41,348.81	1,215,900.12
	-41,348.81	1,215,900.12
1.		
2.		
3.		
4.		
5.		
	-41,348.81	1,215,900.12
1.		
2.		
3.		
4.		
5.		
6.	-41,348.81	1,215,900.12
7.		
	16,717,987.42	31,421,773.88
	20,107,095.52	31,959,277.29
	-3,389,108.10	-537,503.41
	0.08	0.12
	0.08	0.12

0.00

0.00

4

	2024	2023
--	------	------

	106,476,970.16	97,748,200.08
	11,395,138.44	11,308,046.04
	914,712.50	1,238,224.66
	30,858,074.26	32,717,337.63
	16,168,728.70	16,989,093.77
	7,999,717.49	10,153,783.13
	283,212.07	1,494,529.12
	313,083.35	751,277.81
	49,648.52	67,934.13
	1,092,274.26	889,089.43
" ___"	-377,906.09	-257,052.44
	-377,906.09	-257,052.44
" ___"		
" ___"		
" ___"	-2,048,317.23	-1,407,474.21
" ___"	-408,751.09	-2,065,103.84
" ___"	1,090.00	
" ___"	37,115,776.55	21,006,644.67
	0.01	67,986.80
	148,304.70	51,014.86
" ___"	36,967,471.86	21,023,616.61
	5,283,489.59	3,295,694.17
" ___"	31,683,982.27	17,727,922.44
" ___"	31,683,982.27	17,727,922.44
" ___"		
1.		
2.		
3.		
4.		

5.		
1.		
2.		
3.		
4.		
5.		
6.		
7.		
	31,683,982.27	17,727,922.44


5

	2024	2023
	204,685,465.88	215,619,881.01
	7,331,051.14	

	3,000.00	500.00
	216,260.24	405,079.10
	20,000,000.00	70,000,000.00
	20,216,260.24	70,405,079.10
	-20,213,260.24	-70,404,579.10
	2,000,000.00	13,000,000.00
	316,297.24	768,097.24
	2,316,297.24	13,768,097.24
	-2,316,297.24	-13,768,097.24
	23,468.73	9,488,357.86
	1,059,539.66	1,681,705.60
	1,083,008.39	11,170,063.46

7

	2024														
	265,155,701.00				600,268,565.98		-46,462,910.94		47,110,231.52		-345,477,748.45		520,593,839.11	-64,333,933.66	456,260,245.75



" "											7		9	41	8
							1,21				30,7		31,9	-	31,4
							5,90				43,3		59,2	537,	21,7
							0.12				77.1		77.2	503.	73.8
											7		9	41	8
1															
2															
3															
4															
1															
2															
3															
4															
1															
2															
3															
4															
5															
6															

1



	265,1 55,70 1.00				515,0 34,48 2.91		- 42,50 0,000. 00		44,66 1,551. 59	- 103,0 14,68 9.29		679,3 37,04 6.21
	265,1 55,70 1.00				515,0 34,48 2.91		- 42,50 0,000. 00		44,66 1,551. 59	- 103,0 14,68 9.29		679,3 37,04 6.21
" "					2,026, 290.3 8					17,72 7,922. 44		19,75 4,212. 82
										17,72 7,922. 44		17,72 7,922. 44
					2,026, 290.3 8							2,026, 290.3 8
1												
2												
3												
4					2,026, 290.3 8							2,026, 290.3 8
1												
2												
3												
1												

2									
3									
4									
5									
6									
1									
2									
	265,1 55,70 1.00				517,0 60,77 3.29	- 42,50 0,000. 00	44,66 1,551. 59	- 85,28 6,766. 85	699,0 91,25 9.03

1

2

12

1

2024 6 30

2024 1-6

2

1 1 12 31

3

12

4

5

	5% 150
1	5% 150
	5% , 10% 500
	5% 10% 500
1	5%

	300
	5%
	300
	500
	10%

6

1.

2.

7

1.

2.

1

2

3

4

8

1.

2.

3.

2 --

9

10

1.

()

2.

" "

1

12

2

3

1

2

14 ---

21 ---

1

2

1

2

%

4 (

1
2
1

2

	%
1 1	1.00
1 2	10.00
2 3	30.00
3 4	50.00
4 5	80.00
5	100.00

3.

13

1.

2.

3.

4.

5.

14 |

1.

$\exists x \in \mathbb{R} \forall y \in \mathbb{R} (x < y)$

14 #

17**1****2**

		15-50	5%	4.75%-1.90%
		5-30	5%-10%	19.00%-3.00%
		3-5	5%-10%	31.67%-18.00%
		5-10	5%-10%	19.00%-9.00%
		3-5	5%-10%	31.67%-18.00%

18**19**

1.

2.

3

20

1

	50	
	5-10	

2

CRF

- a.
- b.
- c.
- d.
- e.

4 — —

" "

2

3

4

24

25

1.

1

2

3

4

5

" "

2.

28 /

1.

1

	109,740,423.08	105,136,100.60
	109,740,423.08	105,136,100.60

2024 6 30

8,715,348.69

2

1

1	1	40,962,288.61	40,537,068.97
1	2	5,869,402.36	4,924,449.58
2	3	5,897,208.67	14,070,988.83
3		48,563,784.48	36,518,901.77
3	4	17,368,560.74	8,617,746.00
4	5	11,031,711.40	14,000,293.79
5		20,163,512.34	13,900,861.98
		101,292,684.12	96,051,409.15

2

	1,898,480.00	1.93%	1,898,480.00	100.00%		1,898,480.00	1.98%	1,898,480.00	100.00%	
	99,394,204.12	98.13%	38,540,404.91	38.78%	60,853,799.21	94,152,929.15	98.02%	33,010,298.32	35.06%	61,142,630.83

	99,394,204.12	98.13%	38,540,404.91	38.78%	60,853,799.21	94,152,929.15	98.02%	33,010,298.32	35.06%	61,142,630.83
	101,292,684.12	100.00%	40,438,884.91	39.92%	60,853,799.21	96,051,409.15	100.00%	34,908,778.32	36.34%	61,142,630.83

၁၂

၁၂

4

--	--

--	--	--	--	--	--

5

	22,196,805.00		22,196,805.00	21.91%	14,593,276.40
	19,447,839.86		19,447,839.86	19.20%	194,478.40
	6,278,900.00		6,278,900.00	6.20%	3,111,130.00
	3,802,154.90		3,802,154.90	3.75%	38,021.55
	3,146,850.00		3,146,850.00	3.11%	3,146,850.00
	54,872,549.76		54,872,549.76	54.17%	21,083,756.35

3

	6,310,162.30	13,363,635.03
	6,310,162.30	13,363,635.03

1

1

	285,734.30	288,819.40
	2,608,701.05	2,230,403.23
	11,491,715.72	20,188,471.99
	1,050,088.51	860,333.89
	15,436,239.58	23,568,028.51

2

1	1	1,633,611.68	5,558,247.57
1	2	365,885.84	2,008,400.00
2	3	6,036,646.47	8,120,313.20
3		7,400,095.59	7,881,067.74
3	4	173,873.92	563,443.96
4	5	370,360.66	431,828.66
5		6,855,861.01	6,885,795.12
		15,436,239.58	23,568,028.51

3

4

	10,204,393.48	-1,092,296.18			13,979.98	9,126,077.28
	10,204,393.48	-1,092,296.18			13,979.98	9,126,077.28

--	--	--	--	--

5

AAREN SCIENTIFIC INC		5,995,046.47	2-3		38.84%	1,798,513.94
		3,002,347.58	3-5	5	19.45%	2,964,789.73
		2,100,000.00	3-4	5	13.60%	2,050,000.00
		952,928.00	5		6.17%	952,928.00
HONG KONG		637,589.59	1	1-2	4.13%	21,787.46

INTERNATIONAL ARBITRATION CENTRE					
		12,687,911.64		82.20%	7,788,019.13

4

1

1	3,090,937.71	63.82%	5,402,701.69	74.87%
1 2	28,487.23	0.59%	17,148.90	0.24%
2 3	13,699.33	0.28%		
3	1,709,846.21	35.31%	1,795,807.95	24.89%
	4,842,970.48		7,215,658.54	

1

		1,698,896.21	3	
	---	1,698,896.21	---	---

2

		%
	2,366,564.80	48.87
	1,698,896.21	35.08
	309,089.00	6.38
	75,600.00	1.56
	47,376.00	0.98
	4,497,526.01	92.87

5

1

--	--	--

	1,126,692.36		1,126,692.36	1,278,760.10		1,278,760.10
	24,135,963.14	1,106,085.00	23,029,878.14	23,243,060.18	1,699,325.80	21,543,734.38
	111,440,544.44	68,343,755.46	43,096,788.98	115,979,303.22	70,910,895.57	45,068,407.65
	571,022.45	615.58	570,406.87	630,218.96		630,218.96
	1,528,027.54		1,528,027.54	1,351,632.79		1,351,632.79
	1,484,521.90		1,484,521.90	1,728,724.53		1,728,724.53
	140,286,771.83	69,450,456.04	70,836,315.79	144,211,699.78	72,610,221.37	71,601,478.41

2

	1,699,325.80			593,240.80	1,106,085.00
	70,910,895.57	836,320.06		3,403,460.17	68,343,755.46
		615.58			615.58
	72,610,221.37	836,935.64		3,996,700.97	69,450,456.04

3

6

	2,363,996.22	1,412,491.07
	10,284,650.06	7,365,564.36
		40,309.88
	12,648,646.28	8,818,365.31

7

--	--	--	--	--	--	--	--	--

TEKI A INC.												13,881 ,824.6 3
												55,064 ,780.4 4
ZY THER APEU TICS INC.	865,54 3.53										865,54 3.53	16,480 ,977.6 6
	141,81 3.90				- 11,103 .77		277,29 5.30				408,00 5.43	
	55,152 .43				- 6,697. 82						48,454 .61	
	1,062, 509.86				- 17,801 .59		277,29 5.30				1,322, 003.57	85,427 ,582.7 3
	16,925 ,116.8 3				- 377,16 9.68		277,29 5.30				16,825 ,242.4 5	85,427 ,582.7 3

9**1**

1.	14,056,933.23			14,056,933.23
2.				
1				
2 \				
\				
3				
3.				
1				
2				
4.	14,056,933.23			14,056,933.23
1.	5,042,566.82			5,042,566.82
2.	222,568.08			222,568.08
1	222,568.08			222,568.08
3.				
1				
2				
4.	5,265,134.90			5,265,134.90
1.				
2.				
1				
3.				
1				
2				
4.				
1.	8,791,798.33			8,791,798.33
2.	9,014,366.41			9,014,366.41

☑

☑

2

☑

10

	157,389,008.14	161,957,544.86
	157,389,008.14	161,957,544.86

1

1.	225,529,998.56	69,090,052.70	6,001,312.05	8,984,520.53	18,694,821.49	328,300,705.33
2.		582,486.61		57,210.25	144,094.09	783,790.95
1		225,386.61		6,327.29	144,094.09	375,807.99
2						
3		357,100.00		50,882.96		407,982.96
3.		475,132.03		195,155.63	238,609.67	908,897.33
1		475,132.03		195,155.63	238,609.67	908,897.33
4.	225,529,998.56	69,197,407.28	6,001,312.05	8,846,575.15	18,600,305.91	328,175,598.95
1.	75,080,105.47	57,150,778.87	5,318,270.78	7,799,873.14	17,396,706.94	162,745,735.20
2.	3,888,402.07	989,060.11	84,435.84	170,587.27	164,956.58	5,297,441.87

1

	2,542,364.88		2,542,364.88	2,542,364.88		2,542,364.88
	97,945,186.03		97,945,186.03	71,449,078.45		71,449,078.45
	100,487,550.91		100,487,550.91	73,991,443.33		73,991,443.33

2



&

(ž

1.	17,262,296.24	17,262,296.24
2.	3,142,453.80	3,142,453.80
1	3,142,453.80	3,142,453.80
3.		
1		
4.	20,404,750.04	20,404,750.04
1.		
2.		
1		
3.		
1		
4.		
1.	13,509,884.94	13,509,884.94
2.	16,089,869.59	16,089,869.59

2

13

1

1.	52,038,756.95	126,436,154.95	6,006,447.76	184,481,359.66
2.				
1				
2				
3				
3.				

1					
4.	52,038,756.95	126,436,154.95		6,006,447.76	184,481,359.66
1.	6,634,731.42	94,252,438.54		4,933,796.16	105,820,966.12
2.	520,387.56	4,097,526.72		160,721.46	4,778,635.74
1	520,387.56	4,097,526.72		160,721.46	4,778,635.74
3.					
1					
4.	7,155,118.98	98,399,965.34		5,003,725.40	110,558,809.72
1.					
2.					
1					
3.					
1					
4.					
1.	44,883,637.97	28,086,189.69		911,930.14	73,881,757.80
2.	45,404,025.53	32,183,716.41		1,072,651.60	78,660,393.54

49.34%

2

14

1

--	--	--	--	--	--

	522,970,260.39					522,970,260.39
	28,853,292.36					28,853,292.36
	14,740,331.87					14,740,331.87
	2,088,493.54					2,088,493.54
	84,877.65					84,877.65
	568,737,255.81					568,737,255.81

2

	522,970,260.39					522,970,260.39
	28,853,292.36					28,853,292.36
	14,740,331.87					14,740,331.87
	2,088,493.54					2,088,493.54
	84,877.65					84,877.65
	568,737,255.81					568,737,255.81

15

	816,100.91	577,512.27	66,099.77		1,327,513.41
	2,471,580.68		324,601.80		2,146,978.88
	405,338.79		119,670.58		285,668.21
	3,693,020.38	577,512.27	510,372.15		3,760,160.50

16

/

1

	41,591,200.46	7,182,334.37	40,545,040.85	7,006,924.72
	50,000,000.00	7,500,000.00	50,000,000.00	7,500,000.00
	2,011,937.77	456,464.99	2,029,743.37	459,135.83
	93,603,138.23	15,138,799.36	92,574,784.22	14,966,060.55

2

	54,958,482.12	4,671,470.98	55,034,470.47	4,677,929.99
	1,358,240.73	203,736.11	1,460,255.27	219,038.29
	56,316,722.85	4,875,207.09	56,494,725.74	4,896,968.28

3

		85,296,521.31	98,943,438.06
		387,799,330.51	359,204,103.05
		473,095,851.82	458,147,541.11

4

2024	63,272,349.96	63,272,349.96	
2025	26,285,209.70	26,285,209.70	
2026	29,429,322.29	29,448,452.71	
2027	55,488,103.07	55,554,470.38	
2028	37,104,994.85	37,459,235.71	
2029	60,651,943.64	60,651,943.64	
2030	115,567,407.00	86,532,440.95	
	387,799,330.51	359,204,103.05	



1

21

	56,593,942.75	63,555,990.45
	56,593,942.75	63,555,990.45

1

1

	11,042,741.06	11,475,686.32
	37,915,480.69	36,323,481.04

23

1

	17,728,701.78	52,845,892.15	57,866,244.08	12,708,349.85
	107,926.72	4,804,547.22	4,792,496.26	119,977.68
	17,836,628.50	57,650,439.37	62,658,740.34	12,828,327.53

2

1	17,636,615.92	46,405,645.18	51,428,827.36	12,613,433.74
2		1,394,276.29	1,394,276.29	
3	66,056.86	2,307,272.37	2,303,544.12	69,785.11
	62,200.80	2,113,663.07	2,110,301.85	65,562.02

3,607.2

4,640,256

8,007.0

	71,373.80	190,134.69
	30,588.76	81,486.31
	20,392.51	54,324.21
	737,770.44	276,189.29
	21,015.66	39,868.55
	45,813.00	22,500.00
	12,261,371.56	8,124,112.79

25

	6,098,545.08	6,073,196.53
	6,098,545.08	6,073,196.53

26

	1,735,628.36	1,311,058.67
	1,735,628.36	1,311,058.67

27

1

	46,052,388.90	12,015,033.34
	46,052,388.90	12,015,033.34

28

	16,478,878.19	19,474,708.35
	-954,019.62	-1,341,891.14
	-6,098,545.08	-6,073,196.53
	9,426,313.49	12,059,620.68

29

	20,646,814.62		608,955.06	20,037,859.56
	20,646,814.62		608,955.06	20,037,859.56

30

		+ -					
	265,155,701. 00						265,155,701. 00

31

	562,029,408.89			562,029,408.89
	38,239,157.09	277,295.30		38,516,452.39
	600,268,565.98	277,295.30		600,545,861.28

32

	- 42,500,000. 00							- 42,500,000. 00

	-			-
	42,500,000.			42,500,000.
	00			00
	-			-
	3,962,910.9	-41,348.81	-41,348.81	4,004,259.7
	4			5
	-			-
	3,962,910.9	-41,348.81	-41,348.81	4,004,259.7
	4			5
	-			-
	46,462,910.	-41,348.81		
	94			

	182,935,065.53	35,825,904.62	204,799,042.29	40,626,731.49
	6,763,116.08	6,253,918.35	6,015,828.80	6,604,782.62
	189,698,181.61	42,079,822.97	210,814,871.09	47,231,514.11

	1	2		

137,728,24	28,001,848.		137,728,24	28,001,848.
7.96	89		7.96	89
23,939,699.	3,845,254.8		23,939,699.	3,845,254.8
06	7		06	7
28,030,234.	10,232,719.		28,030,234.	10,232,719.
59	21		59	21

--	--	--	--	--

37,989,715.	5,210,238.0		37,989,715.	5,210,238.0
02	5		02	5
76,121,612.	17,896,880.		76,121,612.	17,896,880.
57	02		57	02
39,304,029.	12,223,131.		39,304,029.	12,223,131.
06	26		06	26
36,282,824.	6,749,573.6		36,282,824.	6,749,573.6
96	3		96	3

--	--	--	--	--

--	--	--	--	--

--	--	--	--	--

--	--	--	--	--

--	--	--	--	--

38

	36,388,997.35	40,293,159.10
	4,177,916.11	5,231,986.91
	21,009,017.65	24,335,361.57
	700,260.11	2,122,726.86
	3,414,845.48	4,016,061.24
	2,856,567.60	3,122,904.03
	1,477,219.56	2,461,423.69
	3,710,128.00	1,236,333.22
	73,734,951.86	82,819,956.62

39

	5,232,447.07	9,811,792.16
	2,898,080.48	3,505,793.38
	3,587,164.71	1,987,249.60
	369,322.00	291,696.40
	698,927.05	574,068.15
	3,011,288.58	2,611,159.75
	231,343.96	1,427,050.92
	16,028,573.85	20,208,810.36

40

	313,083.35	1,019,107.91
	275,495.58	761,848.52
	63,005.13	1,390,869.82
	165,776.16	321,570.83
	385,676.68	681,707.69
	88,350.00	100,405.17
	408,843.42	2,108,671.24

41

	417,855.81	233,096.26
22 " "	300,000.00	
	296,405.64	

	46,171.69
	9,119,075.73

49

32

50

1

	275,495.58	761,848.52
	3,216,390.74	1,826,278.42
	994,846.04	3,134,278.47
	2,531,972.34	1,526,651.00
	312,346.44	
	7,331,051.14	7,249,056.41

	3,802,922.99	5,151,548.32
	7,842,954.16	2,081,490.93
	3,371,311.71	3,764,356.06
	35,514,676.33	29,159,898.51
	24,678,454.28	49,197,714.26
	2,507,742.84	780,713.65
	77,718,062.31	84,171,404.44

2

	135,970.36	
	135,970.36	

--	--	--

		1,080,000.00
		1,080,000.00

	48,998,782.30	7,753,513.92
	48,998,782.30	7,753,513.92

3

--	--	--

	3,503,574.78	4,590,799.94
	3,503,574.78	4,590,799.94

	12,015,033.34	34,000,000.00	735,950.00	698,594.44		46,052,388.90
	24,519,463.77		313,083.35	2,316,297.24		22,516,249.88
	5,300,000.00			5,300,000.00		
	12,059,620.68		245,949.25	2,879,256.44		9,426,313.49
	6,073,196.53				25,348.55	6,098,545.08
	59,967,314.32	34,000,000.00	1,294,982.60	11,194,148.12	25,348.55	84,093,497.35

51

1

1		

	16,759,336.23	30,205,873.76
	4,324,030.67	612,719.30
	5,177,292.26	6,203,470.48
	3,142,453.80	3,572,092.33
	3,541,932.84	4,893,206.37
	510,372.15	2,124,412.61
" "	-885.00	5,019.56
" "	28,304.70	31,014.86
" "		
" "	698,760.03	2,108,671.24
" "	404,010.79	2,106,072.44
" "	-172,738.81	-781,315.56
" "	-21,761.19	493,874.77
" "	3,924,927.95	-5,451,842.84
" "	-37,985,899.82	-2,118,416.05
" "	34,448,917.64	-8,658,684.31
	34,779,054.24	35,346,168.96
2		
3		
	101,025,074.39	127,962,206.73
	96,108,405.47	120,315,780.95
	4,916,668.92	7,646,425.78

2

--	--	--



	3,560,660.17
	1,508,385.15
	5,069,045.32

2

	4,293,932.31	
	4,293,932.31	

3

	6,165,277.90	10,440,134.58
	2,909,949.39	3,507,313.89
	3,579,218.48	1,983,252.16

1

	20,473,785. 26	3,496,861.2 6					23,970,646. 52	
	20,473,785. 26	3,496,861.2 6					23,970,646. 52	

		2024 12 31		2017 10 31	

--

1

1

	3,000,000.00				100.00%		
	6,832,800.00				100.00%		
	85,000,000.00				100.00%		
	140,000,020.00				100.00%		
	10,000,000.00				100.00%		
	10,000,000.00				80.00%		
	6,000,000.00				80.00%		
	50,000,000.00				100.00%		
	10,000,000.00				100.00%		
	10,380,693.00					100.00%	
	10,000,000.00					100.00%	
	5,000,000.00					60.00%	
	0.81					100.00%	
	0.79					100.00%	
	50,000,000.00				53.03%		

0		
37,600,000.0	53.03%	
0		
35,328,000.0	100.00%	
0		
15,000,000.0		100.00%
0		
70,000,000.0		
0		

	9,325,703.05	10,044,439.23
	4,662,851.53	5,022,219.62
	-4,662,851.53	10,840,387.35
--	10,840,387.37	10,840,387.37
--		
--		
	15,503,238.88	15,862,606.97
	-1,481.44	-2,418.12
	-718,736.18	-524,596.82
	-718,736.18	-524,596.82

3

	/	/
	1,322,003.57	1,062,509.86
--	-46,280.75	-2,258,708.43
--	-46,280.75	-2,258,708.43

1

2

							/
	20,646,814.6 2			608,955.06		20,037,859.5 6	

3

	2,052,158.25	3,989,762.01

1

2024 6 30

60,853,799.21

9.71%

1.

2024 6 30

68,568,638.78

2024 1-6

1,049,033.35

100

2.

	9,969.75	9,969.75	19,939.50	2,696,600.55	83,540.16	2,780,140.71
		5,995,046.47	5,995,046.47		5,952,613.20	5,952,613.20
	3,563,400.00		3,563,400.00	3,541,350.00		3,541,350.00
	3,573,369.75	6,005,016.22	9,578,385.97	6,237,950.55	6,036,153.36	12,274,103.91

3.

2

1

2

3

1

	--	--	--	--
			15,154,545.45	15,154,545.45
	--	--	--	--

2

1



--	--	--	--	--	--

100%

2

3

4

ZY THERAPEUTICS INC.	
TEKIA INC.	
U.S. TIANYOU CAPLTAL CORP	

5

1

/

		780,249.86			

/

--	--	--	--

2

--	--	--	--

			1,277,499.00							
		1,277,499.00								

↙
4 (œ)

3

	180,000,000.00	2023 06 26	2039 04 18	

--

/ 25,500,000.00 2023 09 a "

> Û Æ

2 2023 9 21

0360200179-2023

01027

0360200179-2023

01027 -1

2023 9 21

0360200179-2023

01027

2,550.00

300.00 2,250.00

2023 9 21 2024 9 19

4

	2,790,000.00	2016 11 18		2024 1
	3,600,000.00	2017 01 12		2024 1

5

	2,957,294.00	2,268,777.00

6

1

		191,041.32	191,041.32	191,041.32	191,041.32
		2,744,528.47	2,744,528.47	2,744,528.47	2,744,528.47
		1,612,681.77	1,245,363.84	1,611,924.21	1,245,363.84
				18,538.00	1,853.80
				8,303.11	8,303.11
		275,821.67	254,372.29	880,771.53	365,210.22

		2,050,000.00	2,100,000.00	2,030,000.00
--	--	--------------	--------------	--------------

2

	U.S. MANYOU CAPITAL CORP	3,541,350.00	3,541,350.00
			5,300,000.00
		2,554,998.00	2,554,998.00
Σ		1,277,499.00	

1

2

3

b.o.b 1.000 11.11.11

4

5

1

- 100

2


1

1

		Aaren Scientific Inc	HKIAC/A23008
2023	8	25	7,463,426.16
			W

1	1	25,271,785.73	23,531,496.73
1	2	236,382.98	127,099.65
2	3	1,890,064.47	5,996,123.52
3		29,028,854.23	24,996,488.03
3	4	9,315,260.55	8,200,210.85
4	5	9,352,281.45	8,642,263.11
5		10,361,312.23	8,154,014.07
		56,427,087.41	54,651,207.93

1	805,000.00		
	805,000.00		

	893,340.00	893,340.00	1.58%	620,359.88
	46,663,812.86	46,663,812.86	82.70%	19,533,942.68

		44,500,000.00	1-2	14.04%	
		5,050,000.00	1	1.59%	
		311,770,595.03		98.35%	

3

	974,720,704.44	594,973,513.80	379,747,190.64	954,720,704.44	594,973,513.80	359,747,190.64
	87,914,540.51	71,545,758.10	16,368,782.41	88,273,908.60	71,545,758.10	16,728,150.50
	1,062,635,244. 95	666,519,271.90	396,115,973.05	1,042,994,613. 04	666,519,271.90	376,475,341.14

1

	3,000,000.0 0						3,000,000.0 0	
()	10,253,850. 00						10,253,850. 00	
	85,000,000. 00						85,000,000. 00	
	140,000,02 0.00						140,000,02 0.00	
	10,000,000. 00						10,000,000. 00	
		30,000,000. 00						30,000,000. 00
	5,526,480.4 1	9,473,519.5 9					5,526,480.4 1	9,473,519.5 9
		555,499,99 4.21						555,499,99 4.21

	19,377.32						32	
	11,606,982.91						11,606,982.91	
	75,000,000.00		20,000,000.00				95,000,000.00	
	359,747,190.64	594,973,513.80	20,000,000.00				379,747,190.64	594,973,513.80

	63,439,461. 25	9,570,948.1 8					63,439,461. 25	9,570,948.1 8
	32,212,116. 18	1,554,665.3 0					32,212,116. 18	1,554,665.3 0
	10,825,392. 73	269,524.96					10,825,392. 73	269,524.96
	106,476,97 0.16	11,395,138. 44					106,476,97 0.16	11,395,138. 44

--	--	--	--	--	--	--	--

	-26,841.11	
	-177,905.83	
	284,545.24	
	33,862.61	
	1,225,410.93	--

1 --

2

		/	/
	3.80%	0.08	0.08
	3.57%	0.07	0.07

3

1

2

3