



1

2

36

3

4

5

6

1 2016

2 5

3 185,000.00

100%

100%

100%

4

1

2















---


---


	Guanhao Biotech Co.,Ltd.
	2008 6 11
	2011 7 6
	300238
	265,798,829 <sup>1</sup>
	12
	12

**1**

IMS Health  
2013-2018 4%  
7%

2015  
24.40% 2015  
26,703.00 9.47%

2015  
2014 25,798  
23.31%  
15.70%

2014 -2016  
2014 997.99 IMS Health 8.66%  
2015 1,020.00 2.21% 2016  
1-6 541.78 5.64%

**2**

2011 2010 GMP

2016 1 13 7,179  
1,795 GMP 2015 12 25 2015  
140 GMP 2,000

2010

GMP

2014 1 1

GMP

2016 1 1

GMP

3

100%

1

2015

2016-2020

+

2

**3**

	8,628.34	25,318.50
24,246.55	679.58	8,088.86
7,390.83		

5

A

1.00

1

2

$$P_1 = P_0 - D$$

$$P_1 = P_0 / (1 + N)$$

$$P_1 = (P_0 - D) / (1 + N)$$

N      P<sub>1</sub>                      P<sub>0</sub>                      D

7,000

7,000

$$Q_1 = Q_0 \times P_0 / P_1$$

Q<sub>0</sub>P<sub>0</sub>Q<sub>1</sub>P<sub>1</sub>



2016

---

5

100%

104

1

100%

21.89%

2016 10 21

2016

185,000.00

100%


2015

---



185,000.00

1	100%	180,000.00	180,000.00
		<b>180,000.00</b>	<b>180,000.00</b>



1,000

2004 7 2

2004 144

2004 7 2

1,000

800

100

50

2004 7 5

2004 7 6

2011 8 16

[2011] 148

2011

8 16

500

175

225

50

25

2011 8 19

1		975.00	65.00%
2		225.00	15.00%
3		150.00	10.00%

13,606.16

2013 5 28

65%

4,500

2013 7 12

65%

2

2013 7 11

65%

2013

7 19

NO.Z130021

37,872,380.00

4,500

6,000

2013 7 18

Z130017

2013 8 1

65%

2013 8 8

1		975.00	65.00%
2		225.00	15.00%
3		150.00	10.00%
4		75.00	5.00%
5		75.00	5.00%



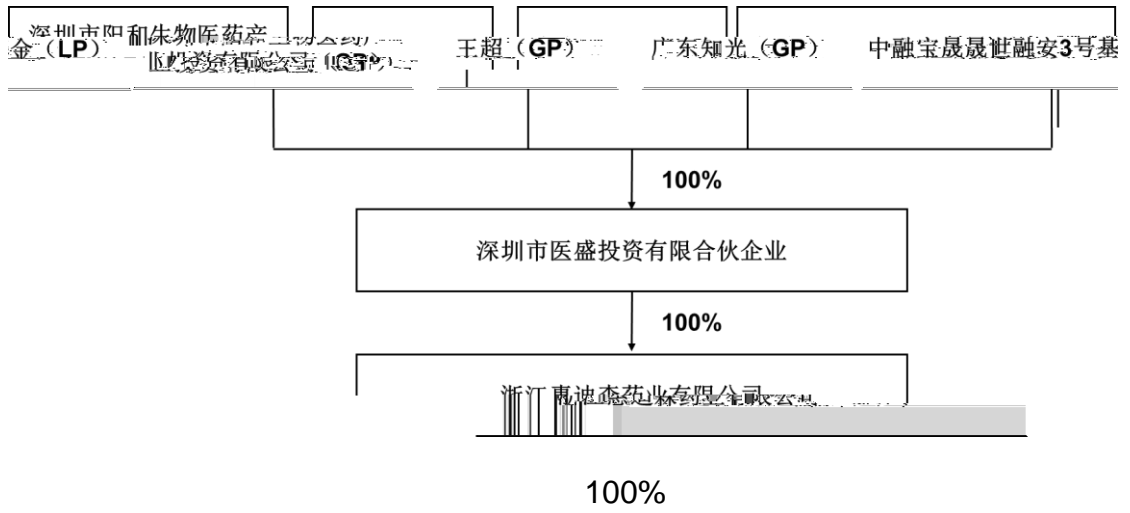
5,896.62

1		5,896.62	100.00%
		<b>5,896.62</b>	<b>100.00%</b>

7 2016 2

2015 12

100% 150,000  
2015 2016 2017  
0.8 1.2 1.6  
2016 1071



	2015 12 28
	4028 2301
	120,400
	91440300359659418A

1			100.00	0.08%
2			196.00	0.16%



	/				
		50.00	25.00	-	100.00%

2005 11

2005 9 10

50

2005 11 7

[2005] 107

2005 11 7

25

15

10

2005 11 16

1		30.00		60.00%
2		20.00		40.00%
		50.00	-	100.00%

2005 11

2005 11 17

40%

20

10%

10%

10%

8%

2%

2005 11 22

1		30.00		60.00%
2		5.00		10.00%
3		5.00		10.00%
4		5.00		10.00%
5		4.00		8.00%



---

	2016 6 13	1160
1101	500	

	<i>/</i>		
1		300.00	60.00%
2		200.00	40.00%
		<b>500.00</b>	<b>100.00%</b>
		-	

10%

	2004 7 27

	GMP GSP

2

1

	2001.12	
	2002.9	



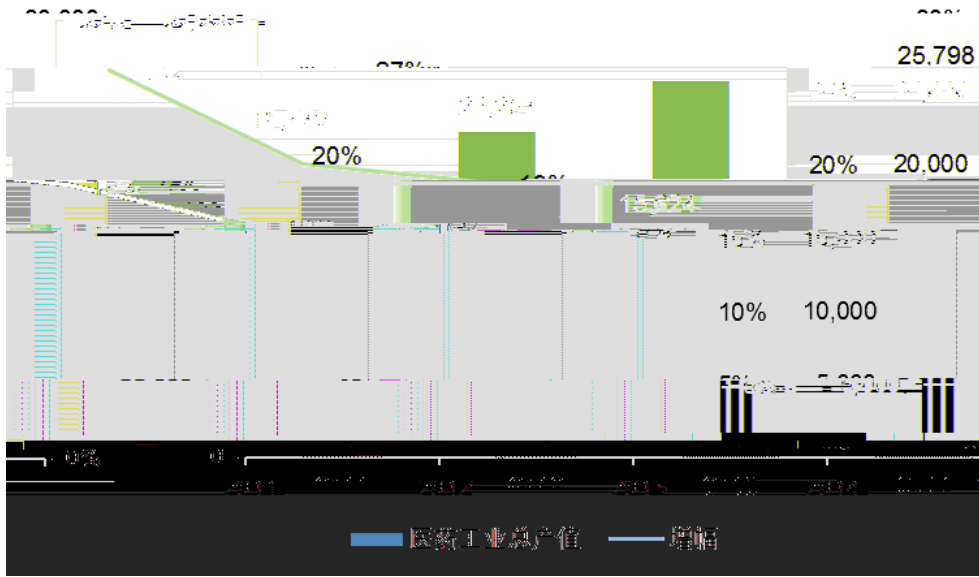
2015	2015.5	
	2015.6	
	2015.6	
	2015.7	
2015	2015.8	I

2

--	--	--	--



2015



2015

2

2014 2016 1-6

2016

---

2015

85%

CFDA

2012

621.44

2014

692.56

5.57%


2019

873.36

**2012-2014**

	<b>2014</b>	<b>2013</b>	<b>2012</b>
	53.51%	54.00%	53.69%
	24.97%	24.21%	23.97%
	5.69%	5.73%	5.64%
	15.83%	16.06%	16.70%

CFDA



IMS health                      2016 1-6  
 11.54                                      40.90%

4

GMP                      GSP

5

GMP

GSP



2012

2020

3

10

1

				2015
	7,116	4.69%	2016	6
7,302		4.31%		
				2005
	<sup>2</sup> 38.9%	2015	46.3%	2005
7.4			21.10%	50%
				2015
	2005	1,415	2015	10,458
639.08%				

1

0.25g 0.5g 1.0g

-

-

8,628.34

25,318.50

24,246.55

679.58

8,088.86

7,390.83

IMS Health

2016

1-6

IMS Health

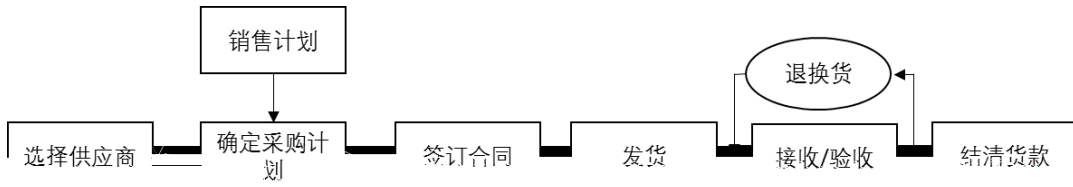
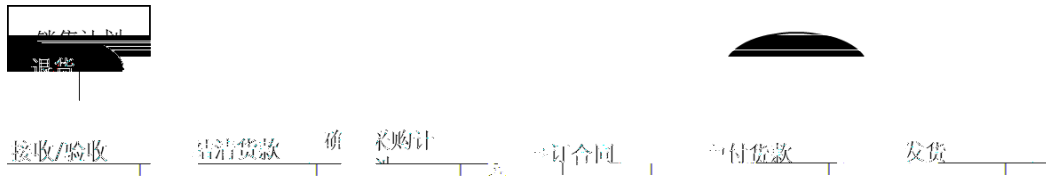
200

120

2

1

1-3



2



4

1

-



2016

---

2014

2016 1-6

	<b>2016 1-6</b>	<b>2015</b>	<b>2014</b>
--	-----------------	-------------	-------------

---

			%
<b>2015</b>			
1		7,623.34	30.11
2		3,123.93	12.34
3		2,354.46	9.30
4		2,135.99	8.44
5		2,135.76	8.44
		<b>17,373.49</b>	<b>68.63</b>

			%
4		171.53	1.43
5		154.55	1.29
		<b>11,715.61</b>	<b>97.69</b>

2016 2

8

Ã U%a2"E9ñ:A6pÑ@

---

1			0.25g	H20083975	2018-08-07	
2			0.5g	H20083976	2018-08-07	
3			1.0g	H20083977	2018-08-07	
4	B1		100mg B1 10mg	H20060194	2021-03-06	
5			0.5g	H20083947	2018-08-07	
6			1.0g	H20083948	2018-08-07	
7			1.0g	H20084090	2018-08-28	
8			1.5g	H20084091		

GB13271-2014

**10**

1

GMP

2015

WS1-(X-006)-2003Z

2

GMP

[2016] 410695                      2014      2015      2016    1-6

**1**

	<b>2016.6.30</b>	<b>2015.12.31</b>	<b>2014.12.31</b>
	22,219.16	17,563.78	9,113.97
	5,993.13	3,896.94	4,129.01
	<b>28,212.29</b>	<b>21,460.72</b>	<b>13,242.98</b>
	13,081.75	18,111.93	17,971.65
	85.50	91.20	102.60
	<b>13,167.25</b>	<b>18,203.13</b>	<b>18,074.25</b>
	<b>15,045.04</b>	<b>3,257.60</b>	<b>-4,831.27</b>
	<b>15,045.04</b>	<b>3,257.60</b>	<b>-4,831.27</b>

**2**

	<b>2016 1-6</b>	<b>2015</b>	<b>2014</b>
	24,246.55	25,318.50	8,628.34
	9,257.42	13,079.79	6,593.41
	9,851.93	9,438.35	669.93
	9,857.26	9,455.36	679.58
	7,390.83	8,088.86	679.58
	7,390.83	8,088.86	679.58
	7,386.83	8,076.10	669.93

3

	<b>2016 1-6</b>	<b>2015</b>	<b>2014</b>
	-3,050.82	5,937.95	-2,327.00
	-2,205.39	-97.80	-385.35
	4,377.66	-661.79	2,640.31
	-878.55	5,178.35	-72.04

4

	<b>2016.6.30/ 2016 1-6</b>	<b>2015.12.31/ 2015</b>	<b>2014.12.31/ 2014</b>
	1.70	0.97	0.51

$$\begin{aligned}
 &= \frac{\quad}{\quad} \\
 &= \frac{\quad - \quad}{\quad} \times 100\% \\
 &= \frac{\quad}{\quad} \times 100\% \\
 &= \frac{\quad}{\quad} \\
 &= \frac{\quad}{\quad} \\
 &= P_0 / E_0 \quad NP \div 2 \quad E_i^* M_i \div M_0 \quad E_j^* M_j \div M_0 \pm E_k \times M_k \div M_0
 \end{aligned}$$

P<sub>0</sub>
NP

E<sub>0</sub>

---

						m <sup>2</sup>	
--	--	--	--	--	--	----------------	--

1

030635

1221

2

2			4997059	2009/06/14- 2019/06/13	5	
3		赛美灵	5233244	2009/07/14- 2019/07/13	5	
4		赛美杰	5275904	2009/07/21- 2019/07/20	5	
5		赛美益	5275906	2009/07/21- 2019/07/20	5	

2016 6 30

1

		ZL2012100 99356.6	2012/04/06	2014/12/31		

3

2006 005378  
 030635 030636

2

3

1

	2016.6.30		2015.12.31		2014.12.31	
	5,000.00	37.97%	-	-	-	-
	-	-	10,000.00	54.94%	8,000.00	44.26%
	133.90	1.02%	1,931.11	10.61%	68.47	0.38%
	1,156.55	8.78%	1,208.85	6.64%	97.54	0.54%
	123.83	0.94%	135.83	0.75%	193.66	1.07%
	4,059.53	30.83%	2,532.98	13.92%	205.34	1.14%
	9.03	0.07%	-	-	-	-
	2,598.91	19.74%	2,303.14	12.65%	9,406.65	52.04%
	<b>13,081.75</b>	<b>99.35%</b>	<b>18,111.93</b>	<b>99.50%</b>	<b>17,971.65</b>	<b>99.43%</b>
	85.50	0.65%	91.20	0.50%	102.60	0.57%
	<b>85.50</b>	<b>0.65%</b>	<b>91.20</b>	<b>0.50%</b>	<b>102.60</b>	<b>0.57%</b>
	<b>13,167.25</b>	<b>100.00%</b>	<b>18,203.13</b>	<b>100.00%</b>	<b>18,074.25</b>	<b>100.00%</b>

2

2016 6 30

5,000

100%		[2016]	1486	2016	6
30			180,139.62		
	165,094.57		1097.34%		
<b>1</b>					

**2**

1

2

50

3

1

28,308.73

30,084.85

1,776.12

6.27%

---

2		6,042.37	7,897.16	1,854.80	30.70
3		50.00	-	-50.00	-100.00
4		-	-	-	
5		3,472.40	3,393.24	-79.17	-2.28
6		-	-	-	
7		364.76	2,370.39	2,005.63	549.85
8		364.76	907.71	542.95	148.85
9		64.74	64.74	-	-
10		28,308.73	30,084.85	1,776.12	6.27
11					

180,000.00

**1**

2016 10 21

**2**

100%

100%

100%





7

1

2

1

3

8

1

2

3

4

2017

1

5

3

2



30  
0.5%

100

6

**9**

1

60

36

2

=

x10x

-

/12

3

2

4

5

**10**

1

2

3

4

5

6

7

100%

100%

2016 6 30

180,139.62

16,983.52

180,139.62

1

1

2

3

4

2

100%

1

2

3

4

100%

21.89%

2013 2013

1

2

3

1

2010

2015



4

95%

5

6

1

2

3

4

5

6

*f*

265,798,8

D&gt;†

	2016	2017	
	265,798,829	265,798,829	303,638,878

3                    2016    2017

2017 6 30

100%

185,000

48.89

37,840,049

2016    2017

2017  
2016

2

1

100%

2





2015 8

2

25%

25%

50% 5,000

30%

25%

2014 4 18 2013 <2013  
 > 123,445,000  
 10 1.00 12,344,500  
 2015 3 19 2014 2014  
 123,497,500 10  
 1.00 12,349,750  
 2016 3 31 2015 2015  
 2015

2015	-	6,336.60	-	1
2014	1,234.97	5,010.31	24.65%	
2013	1,234.45	4,057.39	30.42%	

1 2015

2015



2

1

50%

5,000

2

30%

3

1

80%

2

40%

3

20%

20%

4

5

1

1

2

3

4

5

6

7

2

1

2

3

3

( )

2/3

1

2

