

1

2

36 —

3

4

5

6

5

5,000

5,000

12

..... 1

..... 2

/OTC		

2016

	2014	2015	2016	
	2016			
	2016 6 30			
	2014	-2016	1-6	[2016] 410695
	-2016			2015
			[2017]	ZC10118

100%

	Guanhao Biotech Co.,Ltd.
	2008 6 11
	2011 7 6
	300238
	265,753,829
	12
	12
	510530
	86-20-32052295
	86-20-32211255
	http://www.guanhaobio.com
	6846
	6846

2016

598,128

265,155,701

1

				IMS Health		
	2013-2018					4%
7%						
				2015		" "
		24.40%	"	"		2015
	26,703.00			9.47%		
				2015		
				"	"	
23.31%	"	"		2014	25,798	
	15.70%					
	2014-2016			IMS Health		
2014			998		8.66%	2015
		1,020			2.21%	2016
		1,075			5.39%	

2

	2011			2010		GMP
			2016	1	13	7,179
1,795		GMP		2015	12	25
140	GMP					2015
						2,000
			2010			

2016

GMP	2014	1	1
GMP	2016	1	1
GMP			

3

100%

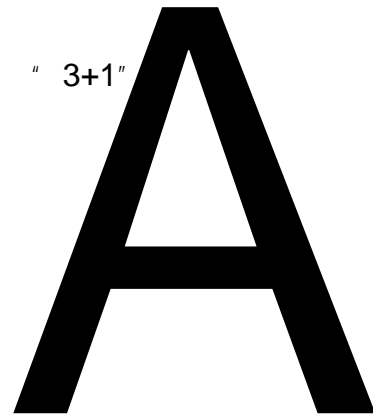
1

2015

2016-2020

+

" 3+1"



2

3

	8,628.34	25,318.50
49,149.42	679.58	8,088.86
12,672.73		

5

A

1.00

1

2

2016

100%

104

1

100%

58,173,629

21.89%

2016 10 21

2016

2016 11 9 2016

2016

2017 3 24

2016

180,000.00

100%

2015

180,000.00

1	100%	180,000.00	180,000.00
		180,000.00	180,000.00

1

	Zhejiang Whiteson Pharmaceutical Co.,Ltd.
	2004 7 6
	1278
	311400
	58,966,200
	91330183762038451Q

	zjhdsgv@126.com
--	-----------------

2

1 2004 7

2004 5 8

1,000

2004 7 2

2004 144

2004 7 2

1,000

800

100

50

2004 7 5

2004 7 6

1		800.00	80.00%
2		100.00	10.00%
3		50.00	5.00%
4		50.00	5.00%
		1,000.00	100.00%

2 2011 8

2011 4 8

2011 3

1,000

1,500

65% 15% 10% 5% 5%

2011 8 9

2011 8 9

1,000

1,500

500

175

225

50

25

25

2011 8 16

[2011] 148

2011

8 16

500

175

225

50

25

2011 8 19

75vDG~~B~~%Ó



[2013] 0059

2013 4 30

5,826.52

2013 5 23

2013 95

65%

4,500

13,606.16

2013 5 28

65%

"

4,500 " 2013 7 12

65%

2

2013 7 11

65%

2013 7 19

NO.Z130021

37,872,380.00

4,500

6,000

2013 7 18

Z130017

2013 8 1

65%

2013 8 8

1		975.00	65.00%

2

4 2013 12

2013 10 31

13,606.16

2013 11 19

65% 6,181.50

6,000

65%

181.50

65%

65%

2013 12 3

1		975.00	65.00%
2		225.00	15.00%
3		150.00	10.00%
4		75.00	5.00%
5		75.00	5.00%
		1,500.00	100.00%

5 2014 1

2014 1 6

1,383.75

922.50

461.25

461.25

15%

10%

5%

5%

2014 1 23

1		1,500.00	100.00%

2016 1 29

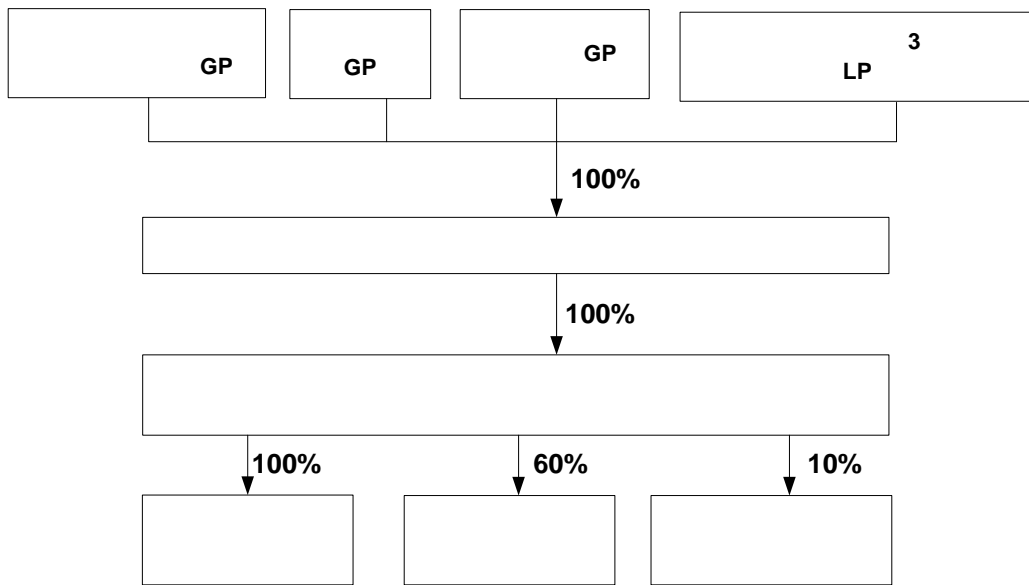
100%

2016 2 1

1		5,896.62	100.00%
		5,896.62	100.00%

3

1



2

2016

	2005 3 25
	81 3

1		30.00		60.00%
2		20.00		40.00%
		50.00	-	100.00%

C 2005 11

2005 11 17

40% 20

10% 10% 10% 8%

2%

2005 11 22

1		30.00		60.00%
2		5.00		10.00%
3		5.00		10.00%
4		5.00		10.00%
5		4.00		8.00%
6		1.00		2.00%
		50.00	-	100.00%

D 2011 7

2011 7 22

2016

1		50.00		100.00%
		50.00	-	

	/		
1		300.00	60.00%
2		200.00	40.00%
		500.00	100.00%

B 2016 8

2016 8 16

1,000

2016 8 17

2016

12 31

800

600

200

TQ421.78 429.32 869.7 r9.88 reW508. A

	/		
1		600.00	60.00%
2		400.00	40.00%

2016

	120,400.00	100.00%	-
--	-------------------	----------------	---

1			100.00	0.08%
2			196.00	0.16%
3			104.00	0.09%
4	3		120,000.00	99.67%
		-	120,400.00	100.00%

	2016.12.31/2016
--	------------------------

150,334.65

1
2
3
4
5
6
7
8
9
10
11
12
13
14
15
16
17
18
19
20
21
22
23
24
25
26
27
28
29
30
31
32
33
34
35
36
37
38
39
40
41
42
43
44
45
46
47
48
49
50
51
52
53
54
55
56
57
58
59
60
61
62
63
64
65
66
67
68
69
70
71
72
73
74
75
76
77
78
79
80
81
82
83
84
85
86
87
88
89
90
91
92
93
94
95
96
97
98
99
100

1

2

3

"

2 5%

5%

7

2016 12 31

1

			%
	61		33%

2

1

2012 10 26

2012[31]

"

"

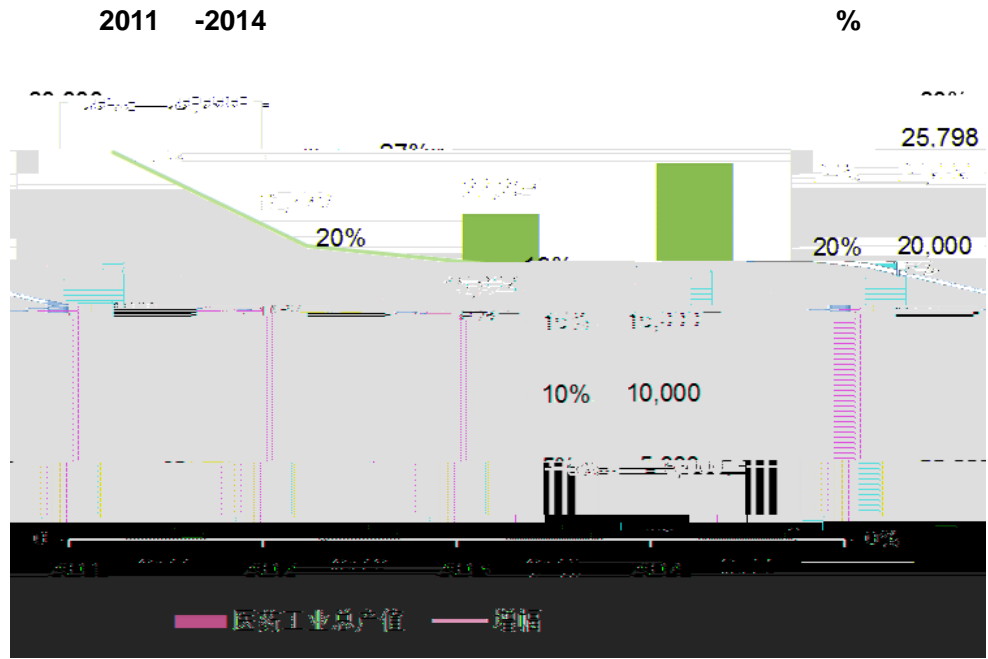
C27

/Affidavit QSubtype /Watermark /Type /Pa

	GMP GSP

	2001.12	
	2002.9	
	2004.4	
	2004.8	
	2007.10	
	2007.5	
84	2012.8	4
	2013.2	
	2013.9	
2015	2015.12	
2015	2015.3	2009
2015	2015.5	
	2015.6	

" "		2012	" " 2011 -2015
		2013	
" "		2015	
		2016	



2015

3

2014-2016

	2016	2015	2014
	1,075.0	1,020.00	997.99
	908.2	845.94	

2015

85%

CFDA

2012

621.44

2014

692.56

5.57%

2019

873.36

2012-2014

6

2015
7,116 4.69% 2016 6
7,302 4.31%
2005
38.9% 2015 46.3% 2005
7.4 21.10% 50%
2015
2005 1,415 2015 10,458
639.08% 22.14%
IMS Health

2012 8 2016 8

" "


		2016		2015	
		9.88	110.4%	4.70	116.2%
		8.82	108.6%	4.23	307.3%
		10.36	43.8%	7.21	52.9%

2016

"

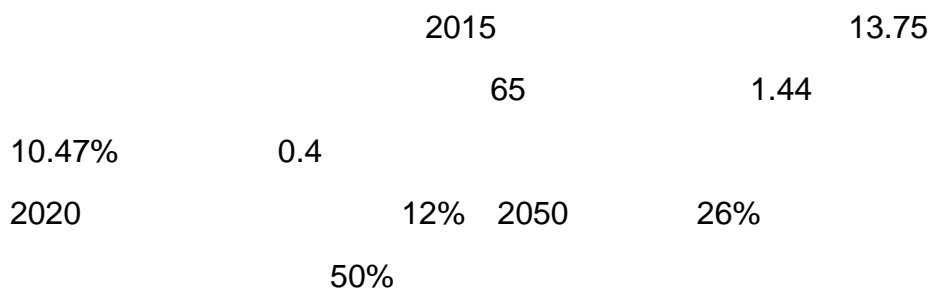
"

2017



C

D



A

7,000

B

8

GMP

GSP

9

GMP

GSP

10

11

12

A

-

Journal of

20 100
 60 30
 2004 " " 2012 "
 " 2015 " "

2014-2016

	2016		2015		2014	
	9.88	40.80%	4.70	26.24%	2.17	15.87%
	14.34	59.20%	13.20	73.76%	15500	84.13%
	24.22	100.00%	17.90	100.00%	13.67	100.00%

12,672.73

IMS Health


2016

IMS Health

200

117

2



3

1-3

A

B

2016

	2,253	1,800	820
--	-------	-------	-----

2014 12 30

"

"

2016 12 16

1

"

105.7575

50.8560

54.9015 "

2016 12 27

[2016]344

2017 2 16

018300010 2016 0453

[2017]039 "

"

2017 2 21

[2017]005

2017 5

2

17,770

11,770

1

5,800

1

5,500

18,100

3,200

21,300

GMP 12 GMP 6
GMP 2018 18
GMP

A

8000 /

B

2016 6

" " " "

" " "

2

C

"

"

GMP

GMP

GMP

"

"

[2004]59

GMP

500

			%
2016			
1		9,447.40	19.22
2		6,933.26	14.11
3		6,124.32	12.46
4		8,648.23	17.60
5		2,607.24	5.30
		33,760.44	72.29
2015			
1		7,177.43	28.35
2		2,415.27	9.54
3		2,354.46	9.30
4		2,269.23	8.96
5		2,135.99	8.44
		16,352.38	64.59
2014			
1		1,553.21	18.00
2		1,477.56	17.12
3		505.38	5.86
4		404.63	4.69
5		375.74	4.35
		4,316.53	50.03

			%
2016			
1		17,619.38	93.39
2		233.39	1.24

2010

GMP

2014 12 2

"

"

2018 1

2017 7 31

GB13271-2014

7

A

2

					m ²	
1		030635	1221 2		3,937.89	
2		030636	1221 1		2,003.56	

2

3

--	--	--



þé

2016

	1278
	2020 3 11

E GMP

2014 4 10

GMP

CN20140177

2

100%

	<i>/</i>			
1		100.00	0.08%	
2		104.00	0.09%	
3		196.00	0.16%	
4	3 "	120,000.00	99.67%	
		120,400.00	100.00%	-

1

2

3

"

100%

3

1

36 ---

	2,479.00	2014.12.18	2015.12.17	
	1,000.00	2014.12.24	2017.12.23	
	3,000.00	2015.12.26	C	
	2,000.00	2015.12.23	D	

A YW5 2014 004

YW5 2014 002
 2006 005378
 030635 030636

D 20151223 001-2

20151223 001

2016 8 31

	4,000.00	2014.07.21	2015.07.21	
	5,000.00	2015.07.21	2016.07.21	
	5,000.00	2016.05.31		C
	12,000.00	2016.05.03		D

A

ZH1400000115133

PP072014B81033

PP072014B81034

B

ZH1500000115301

5,000.00

2015 7 21 2016 7 21

PP072015B81031

PP072015B81030

1				2013	-
2				2014	-
3				2016	-
4				2004	-
5				2012	-
6				2005	-
7				2012	-

1 1997 2004 2004
 1997 2004 2004
 2013 2013
 2 1984 8
 1984 8 2004 6
 2004 6
 3 2010 3 2012 12
 2013 1 2015 7
 2015 7
 4 1996 7 2000 2
 2000 3 2004 8
 2004 9
 5 1983 8 1993 8
 1993 8 1996 7
 1996 7 1998 8 1998 8 2008 6

2008 8 2009 11
2010 1 2011 10 2011
11 2012 10 2012 11
6 1993 8 1999 12
2001 1 2004 4
2004 5 2005 3 2005 4
7 2003
2003 2007 6
2007 6 2012 8
2012 8 -2015 6 2015 6
2
0.16%
3
30%
20%
4
2016

	27.94
	32.77
	-
	27.99

10%

2

3

1

2014 2015 2016

2014 -2016 1-6

[2016] 410695

2015 -2016

[2017] ZC10118

1

	2016.12.31	2015.12.31	2014.12.31

2016

	166.77	-	-
	20,493.71	3,257.60	-4,831.27

2016

--	--	--

	2,000.00	-	-
	4,500.00	-	-
	7,984.87	97.80	386.35
	-3,484.87	-97.80	-385.35
	4,596.62	-	-
	10,000.00	-	1,500.00
	5,000.00	17,000.00	8,000.00
	19,596.62	17,000.00	9,500.00
	-	-	1,500.00

2

1 1 12 31

2014 1 1 2016 12 31

3

12

4

5

Ja,#<& = h > ÈAÑ • Ô d) Æ j>ÛfÀs • ï@†pfÄ]ArË •),´ M RpMpyÀ s • f O •,ú ÄÍRÍG Ä Å J f Ð†`£€†aJ` 85F 0

A

B

a

b

C

D

2016

--	--

	(%)	(%)
--	-----	-----

A

B

10

A

B

A

B

C

			%	%
		10-30	5.00	3.17-9.5

13

A

B

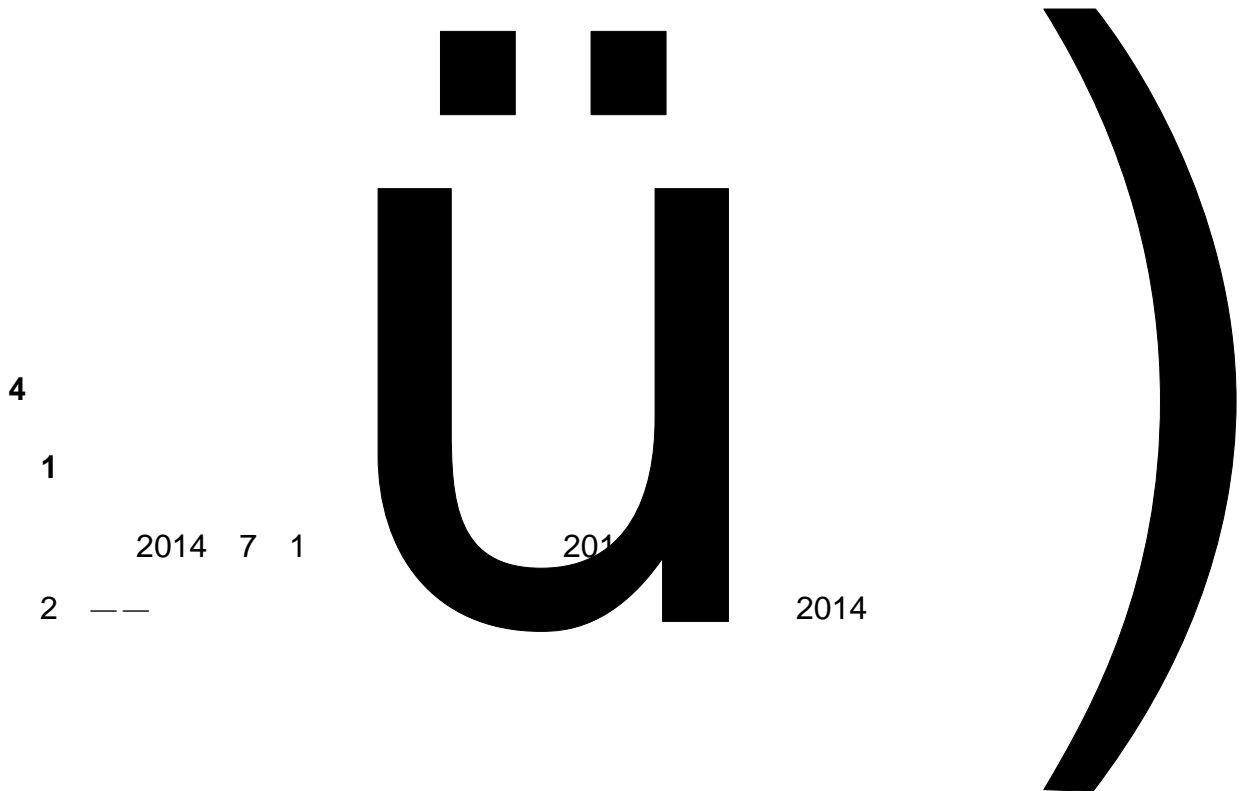
	50	

A

14

15

19



" "

2 ---

22 ---

9 ---

9

30 ---

30 ---

33 ---

33 --- ()

37

33 --- ()

39 ---

39 ---

40 ---

40 ---

41 ---

41 ---

2016 12 3

[2016]22

2016 5 1

1	" "	" "
"	"	[2016]22
2	2016 5 1	

2016

	21.39	17.80	11.40
	-0.35	-0.78	-2.00
	-5.07	-4.25	-
	15.20	12.76	9.65

9.65

12.76

15.20

669.93

8,076.10

12,624.30

1.42% 0.16% 0.12%

12

1

$$= + /$$

$$\% =$$

$$/$$

3

	2016	2015	2014
/	31.52	142.77	40.20
/	15.29	14.97	4.60
/	1.67	1.46	0.82

$$= /$$

$$= /$$

$$= /$$

13

1 2015 12 100%

	2016.12.31		2015.12.31		2014.12.31	
	9,043.98	24.14%	10,234.44	47.69%	5,056.09	38.18%

1

7 s

16,690.16	2015	2016
2015	2,425.38	2016
2015	23,830.92	2016

364.65

	2016.12.31	2015.12.31	2014.12.31
	-	389.32	-
	-	37.78	43.15
	3,009.14	6.86	6.66
	231.96	1.36	1.82
	3,241.10	435.32	51.63

7

818.25 928.93
 1,636.25 6.18% 4.33% 4.37% 2015
 2014 110.69 13.53% 2015
 2016 2015 707.32 76.14%
 2016

	2016.12.31			2015.12.31			2014.12.31		
	513.31	-	513.31	832.55	-	832.55	300.95	-	300.95

2016

	200.43	-	200.43

12

378.41

369.31

414.63

..

2016

16,977.71	2015	18,074.25	18,203.13
2015		2014	
2015			2016
2015		2015	
99%			

2016

	-	10,000.00	8,000.00
	-	10,000.00	8,000.00

3

			68.47	1,931.11
316.66		0.38%	10.61%	1.87%
1	2015	2014	1,862.64	
	2015			
2016	2015	1,614.45		2016

	2016.12.31		2015.12.31		2014.12.31	
1 1	316.31	99.89%	1,930.80	99.98%	68.17	99.56%
1 2	0.35	0.11%	-	-	0.30	0.44%
2 3	-	-	0.30	0.02%	-	-
	316.66	100.00%	1,931.11	100.00%	68.47	

2016

5

193.66 135.83
 385.07 1.07% 0.75% 2.27% 2016
 2015 249.23

	2016.12.31	2015.12.31	2014.12.31
	376.12	131.68	188.43
-	8.94	4.15	5.22
	-	-	-
	-	-	-
	385.07	135.83	193.66

6

205.34 2,532.98
 2,386.65 1.14% 13.92% 14.06% 2015
 2014 2,327.64 2015

	2016.12.31	2015.12.31	2014.12.31
	779.60	1,024.82	180.06
	1,487.29	1,373.01	-
	4.04	0.75	0.64
	54.70	71.74	12.90
	4.82	-	-
	23.19	30.74	5.53

2016

as I • pN7² c b fcV

2016.12.31

2015.12.31

2014.12.31

1

8,487.56 25,318.50
 49,149.42 140.64%
 2015 2014 16,830.94
 2016 2015 23,830.92

2014

2015



6,593.41 13,079.79
 72.45%
 51.66% 39.90%

	2016		2015		2014	
	49,149.42	19,608.56	25,318.50	13,079.79	8,487.56	6,593.41
	49,149.42	19,608.56	25,318.50	13,079.79	8,487.56	6,593.41

2016

	2016	2015	2014
	676.47	523.23	382.33
	764.39	736.90	745.79
	1,440.86	1,260.13	1,128.12
	22,529,200	18,027,700	9,194,310
/	0.64	0.70	1.23

2014

2015

2016

2014

2015

2016

10,294.16
2016

393.37
4.56%

1,226.10
4.84%

20.94% 2014

42.74 525.87 8,782.30 2015 2016

	2016	2015	2014
	371.71	304.93	260.08
	123.75	105.85	85.87
	36.89	54.36	30.89
	36.06	27.18	28.22
	80.41	20.23	26.65
	54.49	28.76	15.83
	45.95	70.99	46.48
	106.80	101.89	114.70
	6.29	7.69	2.26
	1.87	3.77	5.60
	164.51	-	23.59
	31.85	24.70	21.97
	242.93	-	-
	1,303.51	750.35	662.14

662.14 750.35 1,303.51

7.67% 2.96% 2.65% 2015

2014

2015

2016

2015

553.16

2015

164.51

242.93

	2016	2015	2014
	312.22	661.79	359.69
	77.54	99.77	54.15
	0.36	0.36	0.16
	235.04	562.38	305.70
		305.70	562.38
			235.04

2016

	0.05	0.06	0.00
	21.44	17.86	11.65

7

2.00 0.85 1.17

	2016	2015	2014
	0.77	-	-
	0.77	-	-
	-	-	2.00
	0.40	0.85	-
	1.17	0.85	2.00

8

	2016	2015	2014	
	49,149.42	25,318.50	8,487.56	140.64%
	29,540.85	12,238.71	1,894.15	294.92%
	16,858.62	9,438.35	669.93	401.65%
	16,878.89	9,455.36	679.58	398.37%
	12,639.50	8,088.86	679.58	331.27%

9

0 1,366.50 4,239.39

	2016	2015	2014
	4,328.12	1,359.99	-
	-88.73	6.51	-
	4,239.39	1,366.50	-

5

	2016	2015	2014
	39,668.39	31,109.25	15,753.54
	41,678.24	25,171.30	18,080.54

-

122.50% 117.39% 71.46%

	2016	2016	2015
7,947.79	2016	3,000	
2015			
2			
			-385.35
-97.80	-3,484.87		
		2016	
	2015	3,387.07	
4,500			1,484.87
	2,000		
3			
			2,640.31
-661.79	9,304.26		
		2016	2015
9,966.05		2015	9,000
6			
		8,628.34	25,318.50
49,149.42	679.58	8,088.86	12,639.50
	100.00%	88.21%	93.27%

1

2016



2016

	0.5g	3,00.	240,000
	0.5g	251.25	201,000
	0.5g	225.00	180,000

5

1

2

15 15
15

6

	2016	2017	2016	2017
2016				12,000
2017				16,000

1

2

3

"

"

1

>

× 80%

3

=

× 3

2016

2

× 80%

5

=

× 5

2016

2017

>

=

-

7

1

2

1

3

8

1

2

1

3

4

2017

5

3

2

"

"

60

36

2

=

× 10×

-

/12

3

2

4

5

10

1

2

3

4

4

165,094.57

1097.34%

1

2

1

6		-	-	-	
7		364.76	2,370.39	2,005.63	549.85
8		364.76	907.71	542.95	148.85
9		64.74	64.74	-	-
10		28,308.73	30,084.85	1,776.12	6.27
11		13,079.96	13,079.96	-	-
12		85.50	21.38	-64.13	-75.00
13		13,165.46	13,101.33	-64.13	-0.49
14		15,143.27	16,983.52	1,840.25	12.15

2

DCF

15,045.04

180,139.62

165,094.57

1,097.34%

3

180,139.62

100%

2

3

100%

58,173,629

21.89%

	65%		-	
	100%		-	
	5%	CAR-T	-	
	50%		-	
	45%		-	

45%

ACI

" "

" "

/

NK

ž

ACI

3

100%

1.1

III

VIBRANT LTD

"

"

"

/

"

"

1

2

3

.

/

100%

/

"

2

3

1

2010

2015

2015

2

2015 5

3

2017 12

31

4

95%

" " " " " " " "

5

6

36

60

7 **GMP**

CN20140177

GMP

GMP

"

GMP

6

GMP

GMP

"

GMP

GMP

GMP

GMP

GMP

GMP

1

2

3

4

5

6

1

1

7

2016

31,278.97
6,537.11

2015

38.30%
3.16%

23,89[(0/P A)MCID 39 >>BDC4/C2Q 12 Tf9.66 0 T59.2443707730

	0.26	0.36	0.60
	0.19	0.36	0.60

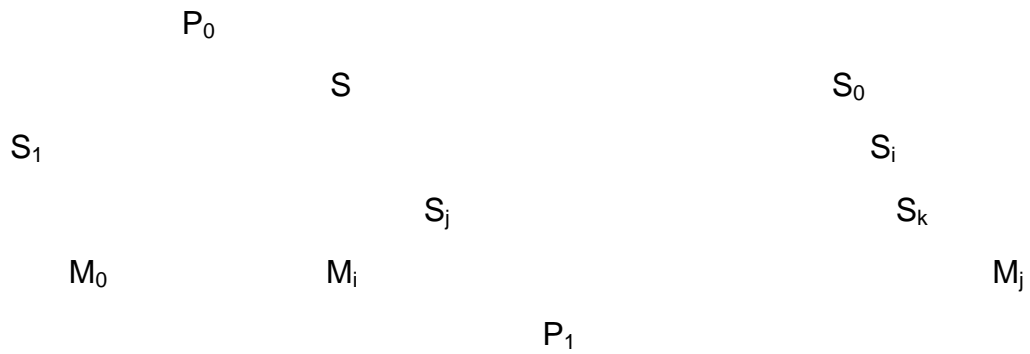
1

9 —

$$=P_0 \div S$$

$$S=S_0 \quad S_1 \quad S_i \times M_i \div M_0 - S_j \times M_j \div M_0 - S_k$$

$$=P_1 / (S_0 \quad S_1 \quad S_i \times M_i \div M_0 - S_j \times M_j \div M_0 - S_k +)$$



2 2017

2017

3 2017

2016

100%

180,000

50,000,000

2017

2017

2016

2016

2017

2017

2017

2017 7-12

2017

50%

2017

2016

2017

2016

2

1

100%

2-1-161

2

3 —

[2012]37

[2013]43

2015 -2017

" A

B

C

D

E

"

2017 2

"

2

25%

25%

50%

2

4

5

1

1

2

3

4

5

6

7

2

1

2

3

3

()

2016

2016