

**2017 -2019**





[2017] ZC10204

”

2017 2019-

3111 ——

“

”

•

2017 -2019

**2017 -2019**

	2016	2017	2018	2019
	49,149.42	76,298.61	92,259.06	104,028.21
	19,608.56	38,101.63		

## 2017 -2019

“ ”

2017 -2019

1

[2017] ZC10118 2015 2016  
2017 2019

2

3

1

2

3

4

5



( )

1 2004 7

2004 5 8

" "

" " " "

1,000

2004 7 2

2004 144

2004 7 2

1,000

800

100

50

5 8

B



65%

4,500

2013 5 28

65%

"

4,500

"

2013 7 12

65%

2

2013 7 11

65%

2013 7 19

NO.Z130021

37,872,380.00

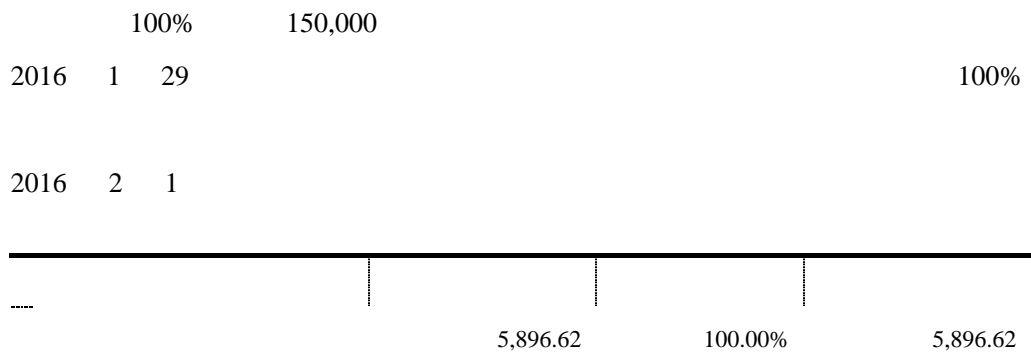
4,500

6,000

2013 7 18

2017 -2019

	225.00	15.00%	225.00
	150.00	10.00%	150.00
	75.00	5.00%	75.00



( )

( )

**1**

**2**

( )

( )

1

2





( )

- 1
- 2
- 3
- 4
- 5

( )

( )

**1**

**2**

“ ”

( )

1

2

1

2

3

4

5

**3**



2

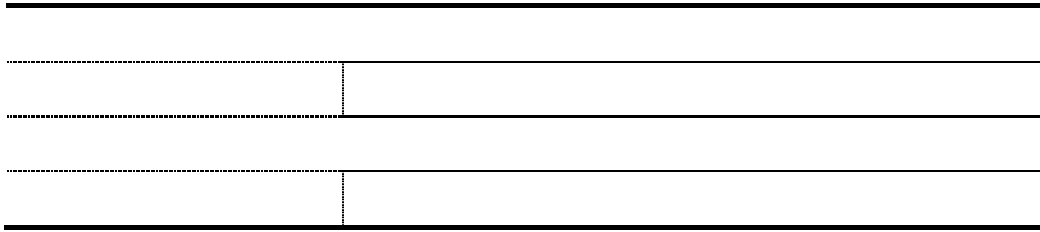
( )

1

5%

5%

2



(%)

( )

1

¥ix GòR€D 0

2

2

2 2

3

4

( )

**3**

1

2

3



( )

1

1

2

2

			%	%
		10-30	5.00	3.17-9.5
		15	5.00	6.33
		5	5.00	19.00
		5	5.00	19.00

( )

( )

**1**

1

2

3

**2**



**2**

---

.....

( )

**1**

**2**

( )

**1**

**2**

1

/

/

2

**3**

( )

1

1

2

3

2

( )

[ ]

1

2

)

1

1

2

(

3

4

5

**2**

( )

( )

**1**

1

2

**2**

1

2

( )



2017 -2019

---

( )

2017 -2019

---

2019

2017 -2019

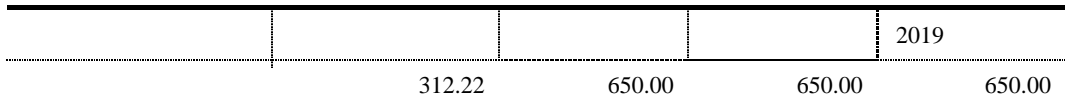
				2019
	18.34	50.00	120.00	150.00
	8,782.30	9,980.72	10,978.75	12,495.92
	460.74	925.98	1,105.51	1,265.94
	47.20	71.00	106.50	212.99
	22.11	22.11	28.74	37.36
	18.99	44.80	53.76	64.51
	10,294.16	12,171.89	13,648.26	15,651.25

2017 1,525.97 2016 1,283.04

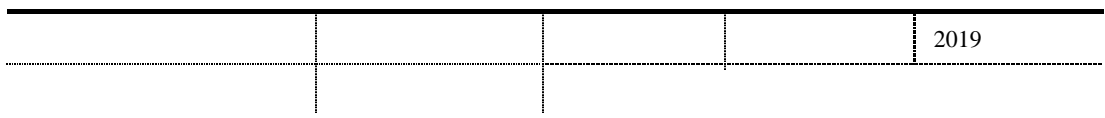
2016

" " " " " "

( )



2017 -2019



2017 -2019

**3**

“ ”





