

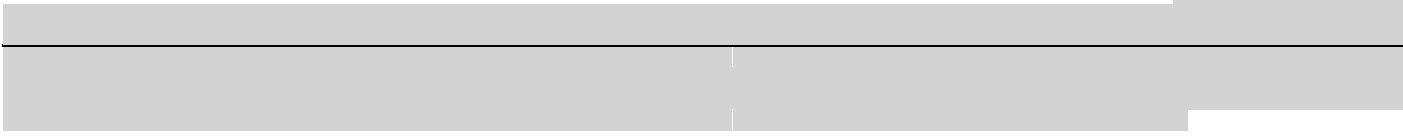


2017

	176.49	543.67	504.71	-67.54%	
	502.30	304.26	303.18	65.09%	
	-2,086.97	-864.28	-864.28	141.47%	
	2,665.42	-	-		
	655.57	1,927.57	1,937.88	-65.99%	

	1,231.81	865.15	42.38%	
	6,421.37	5,267.14	21.91%	
	14,179.18	15,997.30	-11.37%	
	19,356.15	20,405.93	-5.14%	
	4,855.02	358.10	1255.79%	
	5,179.04	6,024.37	-14.03%	
	6,220.59	4,758.53	30.73%	
	56,865.24	56,865.24	0.00%	
	2,024.73	4,481.54	-54.82%	
	16,500.00	8,000.00	106.25%	
	639.56	8.68	7271.29%	
	9,397.70	6,174.83	52.19%	
	15,960.00	-		



	2017	2016		
	3.68	4.48	4.48	-17.84%
	2.06	2.10	2.04	0.98%
	19,218,215.39			